

15.1 QUANTUM III SPARE PARTS KITS

Control Techniques offers a Spares Kit "A" and Kit "B" for each Quantum III model. They represent a significant savings over purchasing the items separately.

Kit "A" will be minimal coverage:

- 1 set burden resistors
- 6 line fuses (also 2 armature fuses for regen)
- 6 transformer fuses
- 6 power board fuses **

Kit "B" will offer more coverage and include:

- 1 Interface board (9500-4025)
- 1 MDA-1 control board
- 1 contactor (except larger units)
- 6 line fuses (also 2 armature fuses for regen) *
- 6 transformer fuses
- 6 power board fuses **

* *Quantity may vary for large units*

** *Quantity 12 for 150-400HP, 480V units*

Complete listing on following page.

15 Recommended Spare Parts

15.2 SPARE PARTS KITS

Consult your local distributor or Control Techniques Service Center for pricing.

Kit part number

9500-8302-SP-A	Spare parts Kit "A"	
9500-8303-SP-A	Spare parts Kit "A"	
9500-8305-SP-A	Spare parts Kit "A"	
9500-8306-SP-A	Spare parts Kit "A"	
9500-8307-SP-A	Spare parts Kit "A"	
9500-8308-SP-A	Spare parts Kit "A"	
9500-8309-SP-A	Spare parts Kit "A"	
9500-8310-SP-A	Spare parts Kit "A"	
9500-8311-SP-A	Spare parts Kit "A"	
9500-8315-SP-A	Spare parts Kit "A"	
9500-8316-SP-A	Spare parts Kit "A"	
9500-8317-SP-A	Spare parts Kit "A"	(2 line fuses)
9500-8318-SP-A	Spare parts Kit "A"	(2 line fuses)
9500-8319-SP-A	Spare parts Kit "A"	(12 line fuses)
9500-8320-SP-A	Spare parts Kit "A"	(12 line fuses)
9500-8602-SP-A	Spare parts Kit "A"	
9500-8603-SP-A	Spare parts Kit "A"	
9500-8605-SP-A	Spare parts Kit "A"	
9500-8606-SP-A	Spare parts Kit "A"	
9500-8607-SP-A	Spare parts Kit "A"	
9500-8608-SP-A	Spare parts Kit "A"	
9500-8609-SP-A	Spare parts Kit "A"	
9500-8610-SP-A	Spare parts Kit "A"	
9500-8611-SP-A	Spare parts Kit "A"	
9500-8302-SP-B	Spare parts Kit "B"	
9500-8303-SP-B	Spare parts Kit "B"	
9500-8305-SP-B	Spare parts Kit "B"	(less contactor)
9500-8306-SP-B	Spare parts Kit "B"	(less contactor)
9500-8307-SP-B	Spare parts Kit "B"	(less contactor)
9500-8308-SP-B	Spare parts Kit "B"	(less contactor)
9500-8309-SP-B	Spare parts Kit "B"	(less contactor)
9500-8310-SP-B	Spare parts Kit "B"	(less contactor)
9500-8311-SP-B	Spare parts Kit "B"	(less contactor)
9500-8315-SP-B	Spare parts Kit "B"	(less contactor)
9500-8316-SP-B	Spare parts Kit "B"	(less contactor)
9500-8317-SP-B	Spare parts Kit "B"	(2 line fuses)
9500-8318-SP-B	Spare parts Kit "B"	(2 line fuses)
9500-8319-SP-B	Spare parts Kit "B"	(12 line fuses)
9500-8320-SP-B	Spare parts Kit "B"	(12 line fuses)
9500-8602-SP-B	Spare parts Kit "B"	
9500-8603-SP-B	Spare Parts Kit "B"	
9500-8605-SP-B	Spare parts Kit "B"	(less contactor)
9500-8606-SP-B	Spare parts Kit "B"	(less contactor)
9500-8607-SP-B	Spare parts Kit "B"	(less contactor)
9500-8608-SP-B	Spare parts Kit "B"	(less contactor)
9500-8609-SP-B	Spare parts Kit "B"	(less contactor)
9500-8610-SP-B	Spare parts Kit "B"	(less contactor)
9500-8611-SP-B	Spare parts Kit "B"	(less contactor)

In addition to spare parts kits, individual parts are available. Locate your drive on the following pages.

15.3 REPLACEMENT PARTS INFORMATION

Parts listed in this manual are current at time of printing. For older models, instructions follow for parts replacement. Consult our website at: www.ctdrives.com/service.

SOFTWARE AND HARDWARE COMPATIBILITY:

Mentor II and Quantum III have been manufactured with 3 distinct levels of software:

Mentor II	Versions 2, 3, 4 and 5
Quantum III	Version 4 & 5 only

Different levels of software require specific issues of control, power and field boards. For proper replacement, consult Service Center with following information:

MDA1 Control	Software version - located on top, upper left corner of board on the E-Prom
--------------	---

Interface boards - two models available - they are not interchangeable:

MDA2	First version Board - Software version, located lower right corner of board. NOTE: Accommodates MD21 only
MDA2B	Second version Board - Software version, located lower right corner of board. NOTE: Accommodates MD29 only
MDA3 Field Board	Issue number located on upper right corner
MDA75(R) MDA210(R) MDA6 Power Board	Issue number located on front, right corner of board

OPTION BOARDS REPLACEMENTS:



FXM4 FIELD REGULATOR	Unit is discontinued. Use FXM5 kit, Issue 2 only.
FXM5 FIELD REGULATOR	Require issue number for compatibility with drive. Issue 2 requires Mentor II/Quantum III to have V4.2 software or above. This option sold as kit only through local Distributor or Control Techniques Drive Center.
MD21 APPLICATIONS PROCESSOR	This option being phased out in current designs with the MD29. <i>These assemblies are not directly interchangeable.</i> When kit is discontinued, programmed PC boards may be purchased through the Service Center based on availability. If kit number is not known, please supply control part number, CPU chip number and E-Prom for proper replacement.
MD29 APPLICATIONS PROCESSOR	This option is only compatible with control with MDA2B interface. This option is sold as kit only through local Distributor or Control Techniques Drive Center.

Consult local Drive Center if upgrade is desired. It is suggested, however, to replace the boards as currently used in your control for best results.

15 Recommended Spare Parts

15.4 QUANTUM III DC CONTROL Size 1 Non-Regen

Models illustrated may differ slightly from parts list for similar controls.



15 Recommended Spare Parts

QUANTUM III NON-REGEN MODELS

		Size 1 Model Range				
		<i>Notes: Part numbers listed are most current at time of printing. Parts for higher voltage controls may vary. Consult Service Center.</i>				
		KIT B	9500-8302	9500-8303	9500-8305	9500-8306
			3-10, 240V 5-20, 480V	15, 240V 25-30, 480V	20-30, 240V 40-60, 480V	40-50, 240V 75-100, 480V
ITEM	ITEM DESCRIPTION		M45	M75	M155	M210
01	MDA-1 CONTROL BOARD - V5	1	9200-0114	9200-0114	9200-0114	9200-0114
02	MDA-2 INTERFACE BOARD - V4		9200-0127	9200-0127	9200-0127	9200-0127
02A	*MDA-2B INTERFACE		9200-0429	9200-0429	9200-0429	9200-0429
03	MDA-75 POWER BOARD - V4		9204-0116	9204-0116	N/A	N/A
04	MDA-210 POWER BOARD -V4		N/A	N/A	9204-0118	9204-0118
05	MDA-3 FLD CONTROL BOARD		9290-0059	9290-0059	9290-0059	9290-0059
06	THYRISTOR MODULES (3)		2435-4114	2435-9114	2435-1324	2435-1324
07	FIELD DIODE BRIDGE		2426-2514	2426-2514	2426-2514	2426-2514
08	CURRENT TRANSFORMER		3225-0292	3225-0292	3225-0292	3225-0292
09	VARISTORS		N/A	N/A	2482-1501	2482-1501
10	FUSE, POWER BOARD (3), 6A	6	3707-600600	3707-600600	3707-600600	3707-600600
10A	FUSE, POWER BOARD (3), 10A	4	3707-601000	3707-601000	3707-601000	3707-601000
11	FAN, 24V, 3" X 3"		N/A	N/A	3251-2400**	3251-2400***
	FAN, 110V (old design) 5" x 5"		N/A	N/A	N/A	4821-1001
12	FAN, FINGER GUARD		N/A	N/A	3251-2402**	3251-2402***
	FAN, FINGER GUARD (old design)		N/A	N/A	N/A	4805-1001
13	FUSE, 1-3FU	6	3701-505500	3701-508000	3701-522500	3701-525000
14	ARMATURE CONTACTOR, MC	1	3513-032	3513-105		
14A	ARMATURE CONTACTOR, MC				3850-1007	3850-1007
15	TRANSFORMER		3082-15903	3082-15903	3082-16463	3082-16463
16	FUSE, TRANSFORMER (2)	4	3708-500040	3708-500040	3708-500080	3708-500080
17	FUSE, TRANSFORMER (1)	2	3708-500060	3708-500060	3708-500125	3708-500125
18	115VAC RELAY INTERFACE BRD	1	9500-4025	9500-4025	9500-4025	9500-4025
19	HP & TACH SCALING BOARD		9500-4030	9500-4030	9500-4030	9500-4030
20	COVER, UPPER GREEN		3582-0201	3582-0201	3582-0201	3582-0201
21	COVER, LOWER GREEN		3582-0202	3582-0202	3582-0202	3582-0202
22	KEYPAD LABEL		3573-0024	3573-0024	3573-0024	3573-0024
23	MOUNTING BRACKETS (2)		9500-5035B	9500-5035B	9500-5035B	9500-5035B
24	SPARE PARTS KIT A		9500-8302-SP-A	9500-8303-SP-A	9500-8305-SP-A	9500-8306-SP-A
25	SPARE PARTS KIT B		9500-8302-SP-B	9500-8303-SP-B	9500-8305-SP-B	9500-8306-SP-B

Notes Kit A consists of:

Set burden resistors, line fuses, transformer and power board fuses

* For use with MD29 option only.

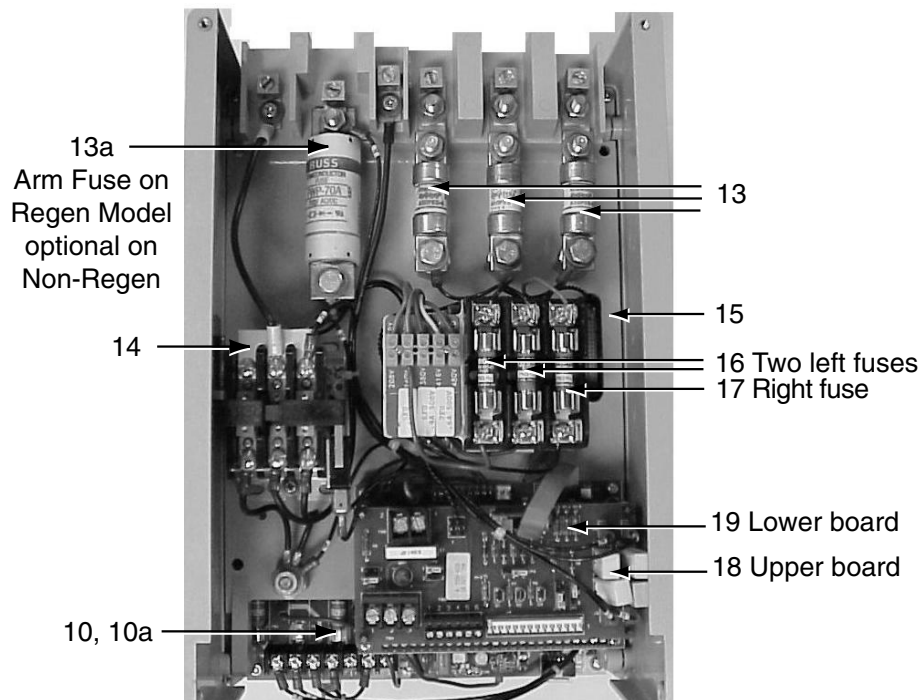

** Added on up-dated style.

*** Changed on up-dated style.

15 Recommended Spare Parts

15.5 QUANTUM III DC CONTROL Size 1 Regen

Models illustrated may differ slightly from parts list for similar controls.



15 Recommended Spare Parts

QUANTUM III REGEN MODELS

Model Number _____>
Horsepower @ 240vac _____>
Horsepower @ 480vac _____>

		Size 1 Model Range				
		<i>Notes: Part numbers listed are most current at time of printing. Parts for higher voltage controls may vary. Consult Service Center.</i>				
		KIT B	9500-8602	9500-8603	9500-8605	9500-8606
			3-10, 240V 5-20, 480V	15, 240V 25-30, 480V	20-30, 240V 40-60, 480V	40-50, 240V 75-100, 480V
ITEM	ITEM DESCRIPTION		M45R	M75R	M155R	M210R
01	MDA-1 CONTROL BOARD - V5	1	9200-0114	9200-0114	9200-0114	9200-0114
02	MDA-2 INTERFACE BOARD - V4		9200-0127	9200-0127	9200-0127	9200-0127
02A	*MDA-2B INTERFACE		9200-0429	9200-0429	9200-0429	9200-0429
03	MDA-75R POWER BOARD - V4		9204-0117	9204-0117	N/A	N/A
04	MDA-210R POWER BOARD -V4		N/A	N/A	9200-0119	9200-0119
05	MDA-3 FLD CONTROL BOARD		9290-0059	9290-0059	9290-0059	9290-0059
06	THYRISTOR MODULES (6)		2435-4114	2435-9114	2435-1324	2435-1324
07	FIELD DIODE BRIDGE		2426-2514	2426-2514	2426-2514	2426-2514
08	CURRENT TRANSFORMER		3225-0292	3225-0292	3225-0292	3225-0292
09	VARISTORS		N/A	N/A	2482-1501	2482-1501
10	FUSE, POWER BOARD (3)	6	3707-600600	3707-600600	3707-600600	3707-600600
10A	FUSE, POWER BOARD (3)	4	3707-601000	3707-601000	3707-601000	3707-601000
11	FAN, 24V, 3" X 3"		N/A	N/A	3251-2400**	3251-2400***
	FAN, 110V (old design) 5" x 5"		N/A	N/A	N/A	4821-1001
12	FAN, FINGER GUARD		N/A	N/A	3251-2402**	3251-2402***
	FAN, FINGER GUARD (old design)		N/A	N/A	N/A	4805-1001
13	FUSE, 1-3FU	6	3701-505500	3701-508000	3701-522500	3701-525000
13A	FUSE, 4FU	2	3701-707000	3701-710000	3701-720000	3701-730000
14	ARMATURE CONTACTOR, MC	1	3513-032	3513-105		
14A	ARMATURE CONTACTOR, MC				3850-1007	3850-1007
15	TRANSFORMER		3082-15903	3082-15903	3082-16463	3082-16463
16	FUSE, TRANSFORMER (2)	4	3708-500040	3708-500040	3708-500080	3708-500080
17	FUSE, TRANSFORMER (1)	2	3708-500060	3708-500060	3708-500125	3708-500125
18	115VAC RELAY INTERFACE BRD	1	9500-4025	9500-4025	9500-4025	9500-4025
19	HP & TACH SCALING BOARD		9500-4030	9500-4030	9500-4030	9500-4030
20	COVER, UPPER GREEN		3582-0201	3582-0201	3582-0201	3582-0201
21	COVER, LOWER GREEN		3582-0202	3582-0202	3582-0202	3582-0202
22	KEYPAD LABEL		3573-0024	3573-0024	3573-0024	3573-0024
23	MOUNTING BRACKETS (2)		9500-5035B	9500-5035B	9500-5035B	9500-5035B
24	SPARE PARTS KIT A		9500-8602-SP-A	9500-8603-SP-A	9500-8605-SP-A	9500-8606-SP-A
25	SPARE PARTS KIT B		9500-8602-SP-B	9500-8603-SP-B	9500-8605-SP-B	9500-8606-SP-B

Notes Kit A consists of:

Set burden resistors, line & armature fuses, transformer and power board fuses

* For use with MD29 option only.


** Added on up-dated style.

*** Changed on up-dated style.

15 Recommended Spare Parts

15.6 QUANTUM III DC CONTROL Size 2 Non-Regen

Models illustrated may differ slightly from parts list for similar controls.



15 Recommended Spare Parts

QUANTUM III NON-REGEN MODELS

Size 2 Model Range

Notes: Part numbers listed are most current at time of printing.
Parts for higher voltage controls may vary. Consult Service Center.

Model Number —————>
Horsepower @ 240vac ———>
Horsepower @ 480vac ———>

ITEM	ITEM DESCRIPTION	KIT B	9500-8307	9500-8308	9500-8309	9500-8310	9500-8311
			75, 240V 150, 480V	100, 240V 200, 480V	125, 240V 250, 480V	150, 240V 300, 480V	200, 240V 400, 480V
			M350	M420	M550	M700	M825
01	MDA-1 CONTROL BOARD - V5	1	9200-0114	9200-0114	9200-0114	9200-0114	9200-0114
02	MDA-2 INTERFACE BOARD - V4		9200-0127	9200-0127	9200-0127	9200-0127	9200-0127
02A	*MDA-2B INTERFACE		9200-0429	9200-0429	9200-0429	9200-0429	9200-0429
03	MDA-6 POWER BOARD - V4		9204-0112	9204-0112	9204-0112	9204-0112	9204-0112
04	MDA-5 SNUBBER BOARD		9290-0006	9290-0006	9290-0006	9290-0006	9290-0006
05	SS4 SURGE SUPP. BOARD		N/A	N/A	N/A	N/A	N/A
06	THYRISTOR MODULES (6)		2436-7310	2436-7310	2436-7310	N/A	N/A
	THYRISTOR HEATSINK ASSY (3)		N/A	N/A	N/A	2438-3223	2438-3223
07	FIELD DIODE BRIDGE		2426-2514	2426-2514	2426-2514	2426-2514	2426-2514
08	CURRENT TRANSFORMER		3225-0292	3225-0292	3225-0292	3225-0293	3225-0293
09	VARISTORS, MDA-5		2482-1501	2482-1501	2482-1501	2482-1501	2482-1501
10	VARISTORS, MDA-6		2481-2520	2481-2520	2481-2520	2481-2520	2481-2520
11	FUSE, 2A		N/A	N/A	N/A	N/A	N/A
12	FUSE, 30A		N/A	N/A	N/A	N/A	N/A
13	FUSE, MDA-5 (3)	6	3707-600600	3707-600600	3707-600600	3707-600600	3707-600600
14	FUSE, MDA-6 (3)	6	3707-602000	3707-602000	3707-602000	3707-602000	3707-602000
15	FAN (2)		3900-010	3900-010	3900-010**	3900-010	3900-010
15A	BRIDGE RECTIFIER		N/A	N/A	N/A	N/A	4013-805
16	FUSE, 1-3FU	6	3701-535000	3701-545000	3701-560000	3701-570000	3701-590000
17	ARMATURE CONTACTOR, MC		3850-1008	3850-1008	3850-1008	3850-1004	3850-1004
18	TRANSFORMER		3572- 0150P08-16	3572- 0150P08-16	3572- 0250P13-20	3572- 0250P13-20	3572- 0250P13-20
19	FUSE, TRANSFORMER, 5,6 FU	4	3708-500100	3708-500100	3708-500150	3708-500150	3708-500150
19A	FUSE, TRANSFORMER, 7FU	2	3708-500200	3708-500200	3708-500320	3708-500320	3708-500320
20	115VAC RELAY INTERFACE BOARD	1	9500-4025	9500-4025	9500-4025	9500-4025	9500-4025
21	HP & TACH SCALING BOARD		9500-4030	9500-4030	9500-4030	9500-4030	9500-4030
22	COVER, UPPER GREEN		3582-0201	3582-0201	3582-0201	3582-0201	3582-0201
23	COVER, LOWER GREEN		3582-0202	3582-0202	3582-0202	3582-0202	3582-0202
24	COVER, LEFT, GREEN		3581-0206	3581-0206	3581-0206	3581-0206	3581-0206
25	LABEL, GRAY & GOLD FOR ABOVE		3571-0023	3571-0023	3571-0023	3571-0023	3571-0023
26	KEYPAD LABEL		3573-0024	3573-0024	3573-0024	3573-0024	3573-0024
27	SPARE PARTS KIT A		9500-8307-SP-A	9500-8308-SP-A	9500-8309-SP-A	9500-8310-SP-A	9500-8311-SP-A
28	SPARE PARTS KIT B		9500-8307-SP-B	9500-8308-SP-B	9500-8309-SP-B	9500-8310-SP-B	9500-8311-SP-B

Notes: Kit A consists of:

Set burden resistors, line fuses, transformer and power board fuses


* For use with MD29 option only.

** This model uses 3 fans.

15 Recommended Spare Parts

15.7 QUANTUM III DC CONTROL Size 2 Regen

Models illustrated may differ slightly from parts list for similar controls.



15 Recommended Spare Parts

QUANTUM III REGEN MODELS

Size 2 Model Range

*Notes: Part numbers listed are most current at time of printing.
Parts for higher voltage controls may vary. Consult Service Center.*

Model Number —————>
Horsepower @ 240vac ———>
Horsepower @ 480vac ———>

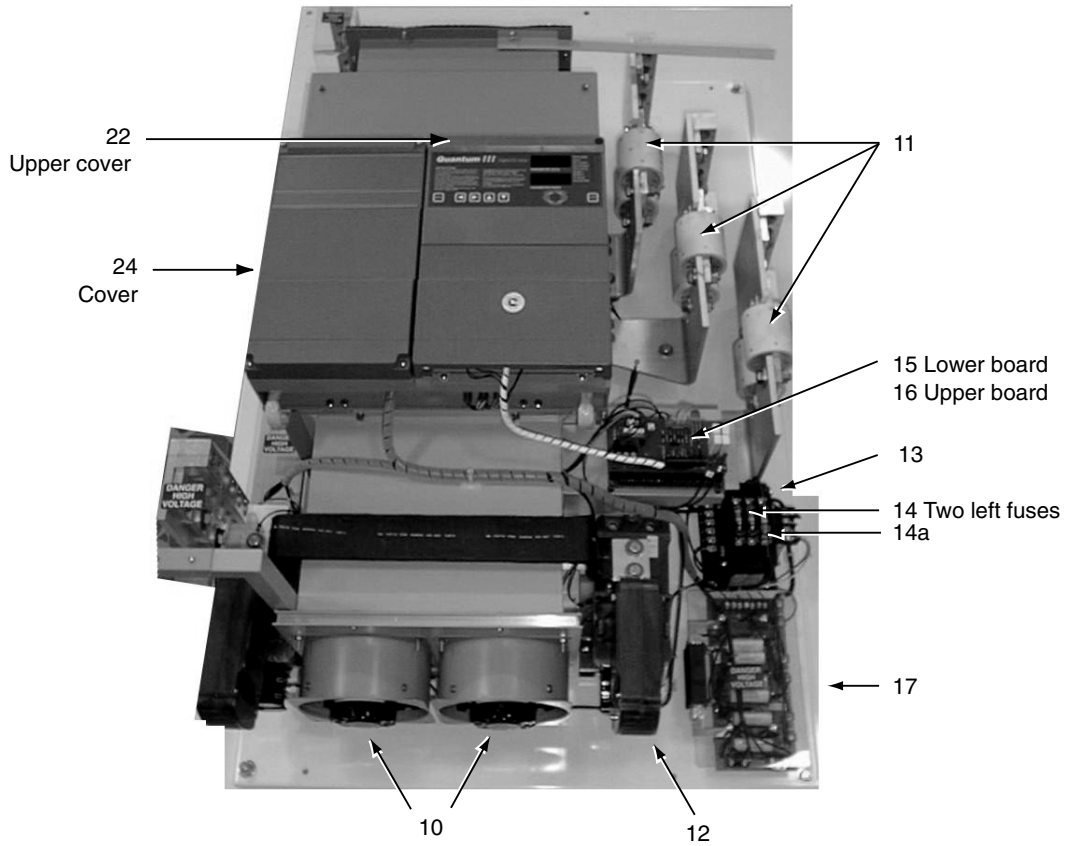
ITEM	ITEM DESCRIPTION	KIT B	9500-8607	9500-8608	9500-8609	9500-8610	9500-8611	9500-8612***	9500-8613***	9500-8614***
			75, 240V 150, 480V	100, 240V 200, 480V	125, 240V 250, 480V	150, 240V 300, 480V	200, 240V 400, 480V	250/500HP	300/600HP	500/1000HP
			M350R	M420R	M550R	M700R	M825R	M900R	M1200R	M1850R
01	MDA-1 CONTROL BOARD - V5	1	9200-0114	9200-0114	9200-0114	9200-0114	9200-0114	9200-0114	9200-0114	9200-0114
02	MDA-2 INTERFACE BOARD - V4		9200-0127	9200-0127	9200-0127	9200-0127	9200-0127	9200-0127	9200-0127	9200-0127
02A	*MDA-2B INTERFACE		9200-0429	9200-0429	9200-0429	9200-0429	9200-0429	9200-0429	9200-0429	9200-0429
03	MDA-6 POWER BOARD - V4		9204-0112	9204-0112	9204-0112	9204-0112	9204-0112	9204-0112	9204-0112	9204-0112
04	MDA-5 SNUBBER BOARD		9290-0006	9290-0006	9290-0006	9290-0006	9290-0006	N/A	N/A	N/A
05	SS4 SURGE SUPP. BOARD		N/A	N/A	N/A	N/A	N/A	9290-0008	9290-0008	9290-0008
06	THYRISTOR MODULES (12)		2436-7310	2436-7310	2436-7310	N/A	N/A	N/A	N/A	N/A
	THYRISTOR HEATSINK ASSY (3)		N/A	N/A	N/A	2438-3224	2438-3224	2438-3235	2438-3235	2438-3235
07	FIELD DIODE BRIDGE		2426-2514	2426-2514	2426-2514	2426-2514	2426-2514	2426-2514	2426-2514	2426-2514
08	CURRENT TRANSFORMER		3225-0292	3225-0292	3225-0292	3225-0293	3225-0293	3225-0650	3225-0650	3225-0650
09	VARISTORS, MDA-5		2482-1501	2482-1501	2482-1501	2482-1501	2482-1501	N/A	N/A	N/A
10	VARISTORS, MDA-6		2481-2520	2481-2520	2481-2520	2481-2520	2481-2520	2481-2520	2481-2520	2481-2520
11	FUSE, 2A		N/A	N/A	N/A	N/A	N/A	4341-0002	4341-0002	4341-0002
12	FUSE, 30A		N/A	N/A	N/A	N/A	N/A	4347-0030	4347-0030	4347-0030
13	FUSE, MDA-5 (3)	6	3707-600600	3707-600600	3707-600600	3707-600600	3707-600600	N/A	N/A	N/A
14	FUSE, MDA-6 (3)	6	3707-602000	3707-602000	3707-602000	3707-602000	3707-602000	3707-602000	3707-602000	3707-602000
15	FAN (2)		3900-010	3900-010	3900-010**	3900-010	3900-010			
15A	BRIDGE RECTIFIER		N/A	N/A	N/A	N/A	4013-805			
16	FUSE, 1-3FU	6	3701-535000	3701-545000	3701-560000	3701-570000	3701-590000			
16A	FUSE, 4FU	2	3701-745000	3701-760000	3701-770000	3701-790000	3701-710001			
17	ARMATURE CONTACTOR, MC		3850-1008	3850-1008	3850-1008	3850-1004	3850-1004			
18	TRANSFORMER		3572- 0150P08-16	3572- 0150P08-16	3572- 0250P13-20	3572- 0250P13-20	3572- 0250P13-20			
19	FUSE, TRANSFORMER, 5,6 FU	4	3708-500100	3708-500100	3708-500150	3708-500150	3708-500150			
19A	FUSE, TRANSFORMER, 7FU	2	3708-500200	3708-500200	3708-500320	3708-500320	3708-500320			
20	115VAC RELAY INTERFACE BOARD	1	9500-4025	9500-4025	9500-4025	9500-4025	9500-4025			
21	HP & TACH SCALING BOARD		9500-4030	9500-4030	9500-4030	9500-4030	9500-4030			
22	COVER, UPPER GREEN		3582-0201	3582-0201	3582-0201	3582-0201	3582-0201			
23	COVER, LOWER GREEN		3582-0202	3582-0202	3582-0202	3582-0202	3582-0202			
24	COVER, LEFT, GREEN		3581-0206	3581-0206	3581-0206	3581-0206	3581-0206			
25	LABEL, GRAY & GOLD FOR ABOVE		3571-0023	3571-0023	3571-0023	3571-0023	3571-0023			
26	KEYPAD LABEL		3573-0024	3573-0024	3573-0024	3573-0024	3573-0024			
27	SPARE PARTS KIT A		9500-8607-SP-A	9500-8608-SP-A	9500-8609-SP-A	9500-8610-SP-A	9500-8611-SP-A			
28	SPARE PARTS KIT B		9500-8607-SP-B	9500-8608-SP-B	9500-8609-SP-B	9500-8610-SP-B	9500-8611-SP-B			

Notes: Kit A consists of:
Set burden resistors, line & armature fuses, transformer and power board fuses
* For use with MD29 option only.
** This model uses 3 fans.
*** These models do not include cooling fans, contactor, fuses or AC interface.

15 Recommended Spare Parts

15.8 QUANTUM III DC CONTROL Size 3 Non-Regen

Models illustrated may differ slightly from parts list for similar controls.



15 Recommended Spare Parts

QUANTUM III DC CONTROL Size 3 Non-Regen

Model Number —————>
Horsepower @ 240vac ———>
Horsepower @ 480vac ———>

Size 3 Model Range

*Notes: Part numbers listed are most current at time of printing.
Parts for higher voltage controls may vary. Consult Service Center.*

ITEM	ITEM DESCRIPTION	KIT B	9500-8315	9500-8316	9500-8317	9500-8318	9500-8319	9500-8320
			250, 240V 500, 480V M1850	300, 240V 600, 480V M1850	700, 480V M1850	400,240V 800, 480V M1850	900, 480V M1850	500, 240V 1000, 480V M1850
01	MDA-1 CONTROL BOARD - V5	1	9200-0114	9200-0114	9200-0114	9200-0114	9200-0114	9200-0114
02	MDA-2 INTERFACE BOARD - V4		9200-0127	9200-0127	9200-0127	9200-0127	9200-0127	9200-0127
02A	*MDA-2B INTERFACE		9200-0429	9200-0429	9200-0429	9200-0429	9200-0429	9200-0429
03	MDA-6 POWER BOARD - V4		9204-0112	9204-0112	9204-0112	9204-0112	9204-0112	9204-0112
04	SS4 SURGE SUPP. BOARD		9290-0008	9290-0008	9290-0008	9290-0008	9290-0008	9290-0008
05	THYRISTOR HEATSINK ASSY (3)		2438-3234	2438-3234	2438-3234	2438-3234	2438-3234	2438-3234
06	FIELD DIODE BRIDGE		2426-2514	2426-2514	2426-2514	2426-2514	2426-2514	2426-2514
07	CURRENT TRANSFORMER		3225-0650	3225-0650	3225-0650	3225-0650	3225-0650	3225-0650
08	VARISTORS, MDA-6		2481-2520	2481-2520	2481-2520	2481-2520	2481-2520	2481-2520
09	FUSE, MDA-6 (3)	6	3707-602000	3707-602000	3707-602000	3707-602000	3707-602000	3707-602000
10	FAN (2)		3900-003	3900-003	3900-003	3900-003	3900-003	3900-003
11	FUSE, 1-3FU	6	3701-510001	3701-512001				
		2			3701-514001	3701-516001		
		12					3701-590000*	3701-510001**
12	ARMATURE CONTACTOR, MC		3850-1004	3850-1004	3850-1004	3850-1004	3850-1004	3850-1004
13	TRANSFORMER		3572- 0500P20-26	3572- 0500P20-26	3572- 0500P20-26	3572- 0500P20-26	3572- 0500P20-26	3572- 0500P20-26
14	FUSE, TRANSFORMER, 5,6 FU	4	3708-500300	3708-500300	3708-500300	3708-500300	3708-500300	3708-500300
14A	FUSE, TRANSFORMER, 7FU	2	3708-500620	3708-500620	3708-500620	3708-500620	3708-500620	3708-500620
15	115VAC RELAY INTERFACE BOARD	1	9500-4025	9500-4025	9500-4025	9500-4025	9500-4025	9500-4025
16	HP & TACH SCALING BOARD		9500-4030	9500-4030	9500-4030	9500-4030	9500-4030	9500-4030
17	SUPPRESSOR BOARD		9500-4040	9500-4040	9500-4040	9500-4040	9500-4040	9500-4040
18	COVER, UPPER GREEN		3582-0201	3582-0201	3582-0201	3582-0201	3582-0201	3582-0201
19	COVER, LOWER GREEN		3582-0202	3582-0202	3582-0202	3582-0202	3582-0202	3582-0202
20	COVER, LEFT, GREEN		3581-0206	3581-0206	3581-0206	3581-0206	3581-0206	3581-0206
21	LABEL, GRAY & GOLD FOR ABOVE		3571-0023	3571-0023	3571-0023	3571-0023	3571-0023	3571-0023
22	KEYPAD LABEL		3573-0024	3573-0024	3573-0024	3573-0024	3573-0024	3573-0024
23	SPARE PARTS KIT A		9500-8315-SP-A	9500-8316-SP-A	9500-8317-SP-A	9500-8318-SP-A	9500-8319-SP-A	9500-8320-SP-A
24	SPARE PARTS KIT B		9500-8315-SP-B	9500-8316-SP-B	9500-8317-SP-B	9500-8318-SP-B	9500-8319-SP-B	9500-8320-SP-B

Notes: Kit A consists of:

Set burden resistors, line fuses, transformer and power board fuses

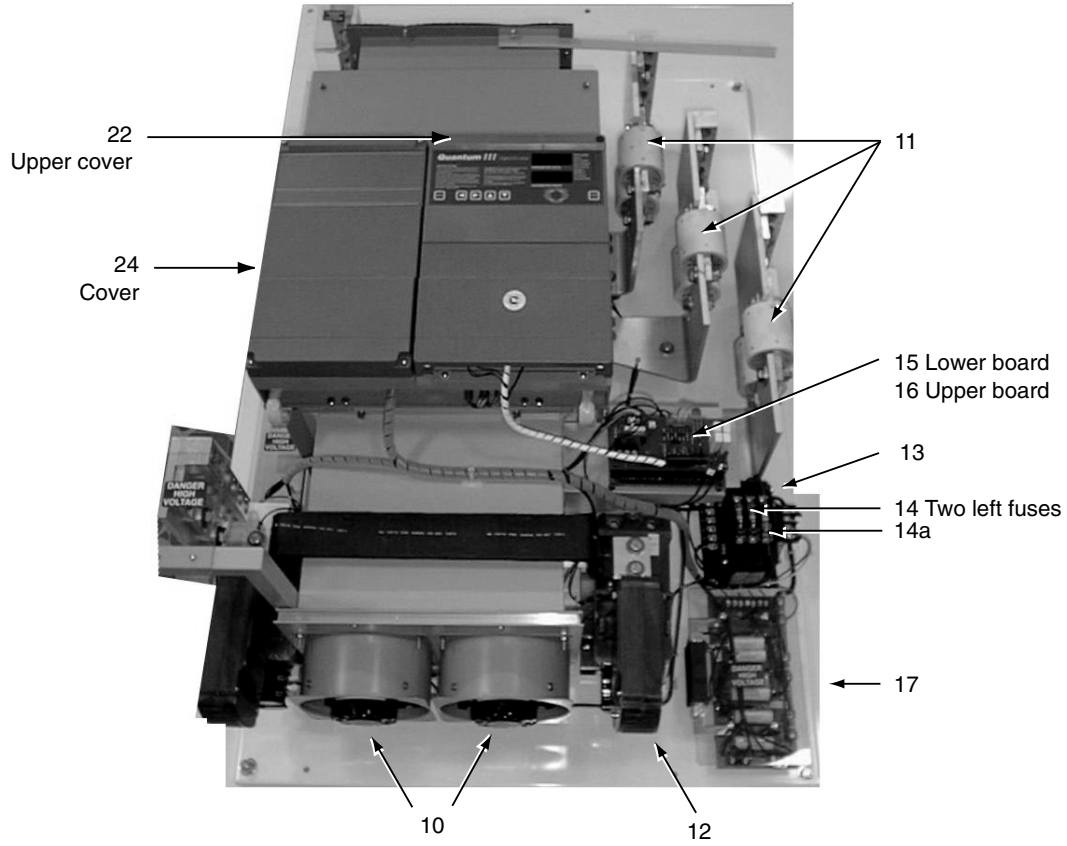
* For use with MD29 option only.

** These models use 6 fuses.

15 Recommended Spare Parts

15.9 QUANTUM III DC CONTROL Size 3 Regen

Models illustrated may differ slightly from parts list for similar controls.



15 Recommended Spare Parts

QUANTUM III DC CONTROL Size 3 Regen

Model Number _____>
Horsepower @ 240vac _____>
Horsepower @ 480vac _____>

		Size 3 Model Range						
		<i>Notes: Part numbers listed are most current at time of printing. Parts for higher voltage controls may vary. Consult Service Center.</i>						
		KIT B	9500-8615 250, 240V 500, 480V	9500-8616 300, 240V 600, 480V	9500-8617 700, 480V	9500-8618 400,240V 800, 480V	9500-8619 900, 480V	9500-8620 500, 240V 1000, 480V
ITEM	ITEM DESCRIPTION		M1850R	M1850R	M1850R	M1850R	M1850R	M1850R
01	MDA-1 CONTROL BOARD - V5	1	9200-0114	9200-0114	9200-0114	9200-0114	9200-0114	9200-0114
02	MDA-2 INTERFACE BOARD - V4		9200-0127	9200-0127	9200-0127	9200-0127	9200-0127	9200-0127
02A	*MDA-2B INTERFACE		9200-0429	9200-0429	9200-0429	9200-0429	9200-0429	9200-0429
03	MDA-6 POWER BOARD - V4		9204-0112	9204-0112	9204-0112	9204-0112	9204-0112	9204-0112
04	SS4 SURGE SUPP. BOARD		9290-0008	9290-0008	9290-0008	9290-0008	9290-0008	9290-0008
05	THYRISTOR HEATSINK ASSY (3)		2438-3235	2438-3235	2438-3235	2438-3235	2438-3235	2438-3235
06	FIELD DIODE BRIDGE		2426-2514	2426-2514	2426-2514	2426-2514	2426-2514	2426-2514
07	CURRENT TRANSFORMER		3225-0650	3225-0650	3225-0650	3225-0650	3225-0650	3225-0650
08	VARISTORS, MDA-6		2481-2520	2481-2520	2481-2520	2481-2520	2481-2520	2481-2520
09	FUSE, MDA-6 (3)	6	3707-602000	3707-602000	3707-602000	3707-602000	3707-602000	3707-602000
10	FAN (2)		3900-003	3900-003	3900-003	3900-003	3900-003	3900-003
11	FUSE, 1-3FU	6	3701-510001	3701-512001				
		2			3701-514001	3701-516001		
		12					3701-590000*	3701-510001**
11A	FUSE, 4FU	1	3701-712001	3701-714001	N/A	N/A	N/A	N/A
12	ARMATURE CONTACTOR, MC		3850-1004	3850-1004	3850-1004	3850-1004	3850-1004	3850-1004
13	TRANSFORMER		3572- 0500P20-26	3572- 0500P20-26	3572- 0500P20-26	3572- 0500P20-26	3572- 0500P20-26	3572- 0500P20-26
14	FUSE, TRANSFORMER, 5,6 FU	4	3708-500300	3708-500300	3708-500300	3708-500300	3708-500300	3708-500300
14A	FUSE, TRANSFORMER, 7FU	2	3708-500620	3708-500620	3708-500620	3708-500620	3708-500620	3708-500620
15	115VAC RELAY INTERFACE BOARD	1	9500-4025	9500-4025	9500-4025	9500-4025	9500-4025	9500-4025
16	HP & TACH SCALING BOARD		9500-4030	9500-4030	9500-4030	9500-4030	9500-4030	9500-4030
17	SUPPRESSOR BOARD		9500-4040	9500-4040	9500-4040	9500-4040	9500-4040	9500-4047
18	COVER, UPPER GREEN		3582-0201	3582-0201	3582-0201	3582-0201	3582-0201	3582-0201
19	COVER, LOWER GREEN		3582-0202	3582-0202	3582-0202	3582-0202	3582-0202	3582-0202
20	COVER, LEFT, GREEN		3581-0206	3581-0206	3581-0206	3581-0206	3581-0206	3581-0206
21	LABEL, GRAY & GOLD FOR ABOVE		3571-0023	3571-0023	3571-0023	3571-0023	3571-0023	3571-0023
22	KEYPAD LABEL		3573-0024	3573-0024	3573-0024	3573-0024	3573-0024	3573-0024
23	SPARE PARTS KIT A		9500-8615-SP-A	9500-8616-SP-A	9500-8617-SP-A	9500-8618-SP-A	9500-8619-SP-A	9500-8620-SP-A
24	SPARE PARTS KIT B		9500-8615-SP-B	9500-8616-SP-B	9500-8617-SP-B	9500-8618-SP-B	9500-8619-SP-B	9500-8620-SP-B

Notes: Kit A consists of:

Set burden resistors, line & armature fuses, transformer and power board fuses

* For use with MD29 option only.

** These models use 6 fuses.